







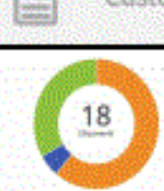




Dashboard Menu Quick Reference

 Dashboard	The dashboard gives you access to all parts of the system and overall account information.
 Quotes	Takes you to view all quotes and allows you to enter a new quote request
 Shipments	Takes you to view all shipments and allows you to create a new Shipment
 Tracking	Allows you to track any order in the system using BOL#, PO#, or Carrier PRO
 Document Repository	Search and view any document available in the system. Search by References values.
 Account Management	Manage and view your account information. You can add new addresses and locations
 Claims	Allows you to view all claims and submit new claims
 Customer Invoices	Allows you to view all invoices, you can also make payments if your user is set up to have that access.
	This graph shows an overview of all of your shipments within the past 30days. If you select a section of the chart you will get taken to a list of loads it represents. To the left of the graph you can select a specific mode.
REPORTS	Gives you access to standard reports
REFERENCE NUMBER LOOKUP	Allows you to search for a load by reference number
	Quick path to generate a Quote for any mode.
	Quick path to generate a Shipment for any mode.